

This project has been funded with support from the European Commission. This publication reflects the views only of the authors, and the Commission cannot be held responsible for any use which may be made of the information contained therein.

LifeLongLearning project KA3MP

KNORK Promoting Knowledge Work Practices in Education Agreement 2013-4764/001-001

D2.2. Web repository for Re-use library version 1 and—under development—version 2 (Supportive Document)

Contents

1	Introduction	1
2	Release Notes	2
2.1	Release Dates	2
2.2	Targeted Users	2
2.3	Requirements	2
2.4	The Use of the Web Repository for Re-use Library	3
3	Known Issues and Future Improvements	5

List of Figures

1	Home Page of the Web Repository for Re-use Library	3
2	Detailed Page of a Re-use Item	4
3	Editor View of a Re-use Item	5

1 Introduction

This deliverable provides the first version of the web repository for Re-use library for storing pedagogical cases, educational design pattern and tools that can be share with European teachers, teacher trainers and policy makers. It is implemented using the same popular WordPress Content Management System (CMS) as the collaborative workspaces

for project partners (D2.3.). That provides an unified place for the public website of the project where partners can share every public documents, articles, blog posts,... alongside the Re-use library.

To make the editing of pedagogical cases, educational design pattern and tools as easy as possible, it was decided that the partners will use a google docs template to write them and them to store them into a common google drive folder. From there, the documents are parsed and the important sections are then becoming part of the Re-use library in the CMS with a link back to the full google document.

2 Release Notes

2.1 Release Dates

Version 1: 30.09.2014

Version 2: under development.

2.2 Targeted Users

The versions 1 and upcoming version 2 of the web repository for Re-use library is targeting the public audience at large with a special focus towards European teachers, teacher trainers and policy makers.

2.3 Requirements

The web repository for Re-use library is a web application. In order to use it, the user will need a computer with the Internet access. The tested system requirements are:

- Operating system: Windows 7 or Debian 7
- Web browser: Firefox 31 (or higher) or Chrome 37 (or higher), JavaScript and cookies enabled.

Other operating systems such as MacOS, Android, iOS,... and web browsers like Safari or Internet Explorer work as well but were not officially tested.

2.4 The Use of the Web Repository for Re-use Library

To access the web repository for Re-use library, open the following location in your web browser: <http://knork.info/website/reuselibrary/>. You will see the Re-use library section from the Knork public website as depicted in the figure 1.

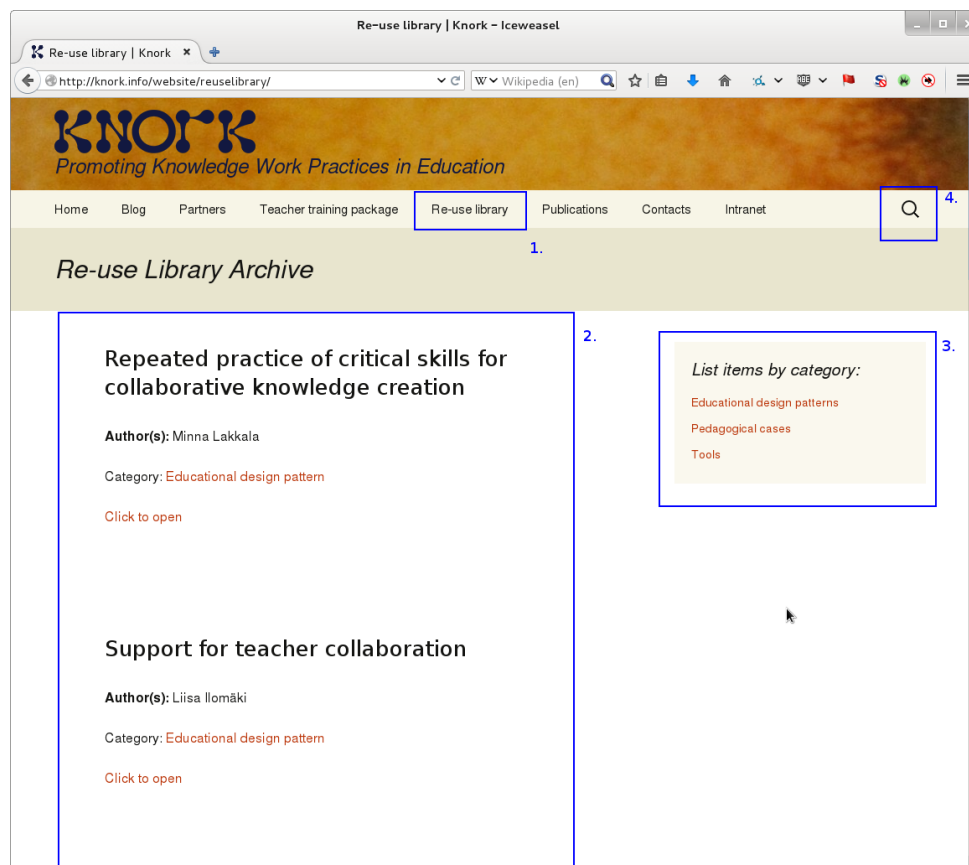


Figure 1: Home Page of the Web Repository for Re-use Library

Once publicly released, it will move to its official indexed location: <http://knork.info/website/re-use-library/> and will then also be accessible directly from the Re-use Library menu of the <http://knork.info/> website (fig. 1, highlight 1.). The front page of the Re-use library contains the list of pedagogical cases, educational design pattern and tools

(fig. 1, highlight 2.) that can be filtered (fig. 1, highlight 3.) or searched (fig. 1, highlight 4.).

When the user open a Re-use item (fig. 1, highlight 2.), it will get the Re-use item metadata (fig. 2, highlight 1.), description (fig. 2, highlight 2.) and the link to the full google doc or the possibility to download the full content as pdf (fig. 2, highlight 3.).

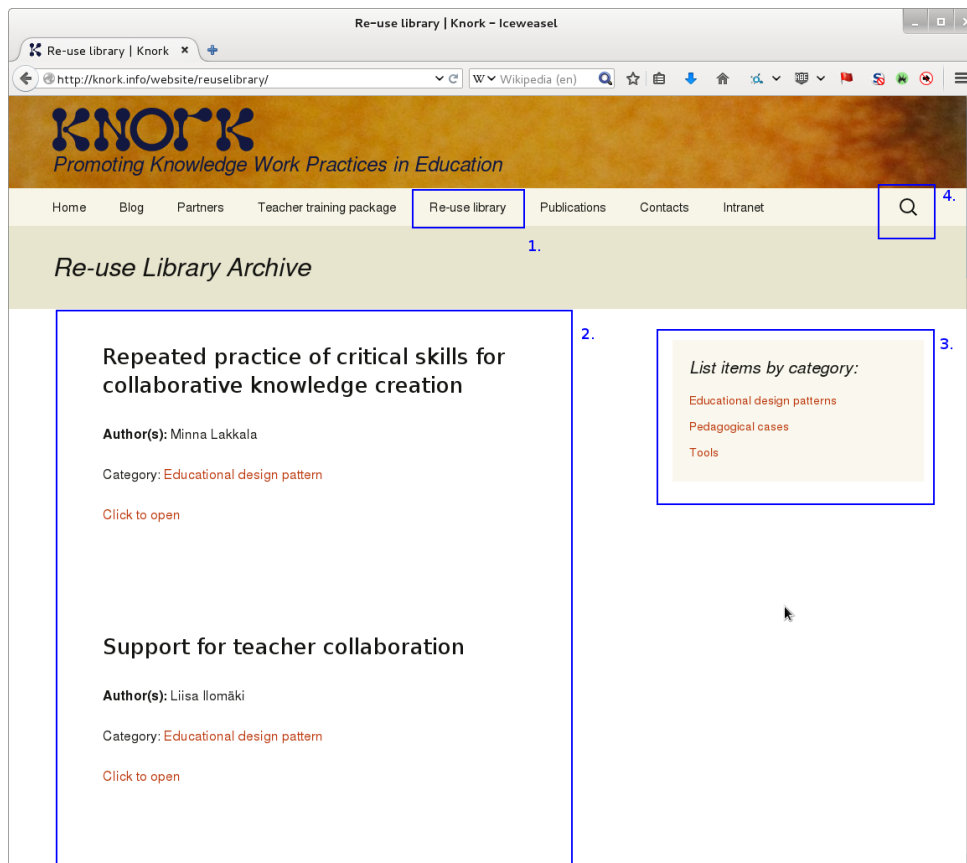


Figure 2: Detailed Page of a Re-use Item

With editor privilege in the WordPress CMS, a project partners can add new or edit/delete existing Re-use items from the administrator console as seen in figure 3 as well as creating new categories if needed (fig. 3, highlight 1.). When adding a new or editing an existing Re-use item, we will use its google document identifier (fig. 3, highlight 2.) that will through the google docs API provide both the link to the google doc and the possibility to export and download it as a pdf. To be added into its corresponding category, the Re-use item must have at least one checked (fig. 3, highlight 3.).

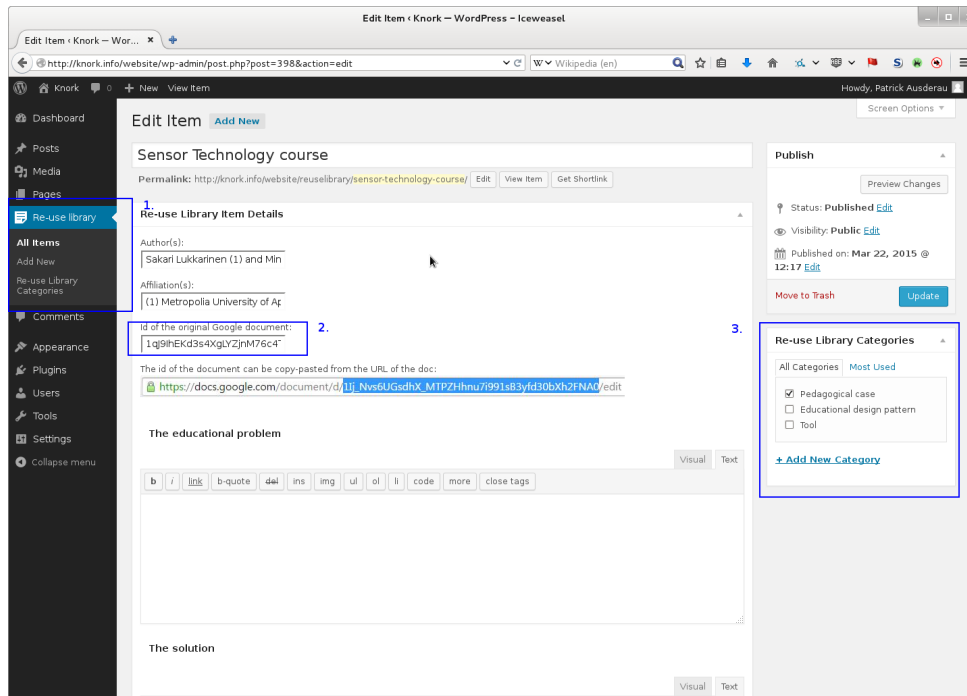


Figure 3: Editor View of a Re-use Item

3 Known Issues and Future Improvements

As the time of writing, the second version of the web repository for Re-use library is under development and will contains features like:

- In the application back end side, through the google drive and docs APIs, we will be able to automatically parse and import all the Re-use items from the google drive into the WordPress CMS, including the updated items that already exist into the web repository.
- On the user interface side, there will be a more advanced search. For example, to search terms that appear only in the “Key experiences” section of a Re-use item of type “pedagogical case”.
- There will be new filter options with drop down lists of keywords. For example, to filter all the Re-use items of type “pedagogical case” where the “padlet” tool was used.
- There will be also an Ordering functionalities. For example, to order all the Re-use item chronologically (or inverse) based on their publication date, or alphabetically from their title or author(s),...

Throughout the end of the project, the web repository for Re-use library will be continuously tested, improved and maintained. The evolution of the Re-use item will also be monitored if the structure of the web repository or its item has to be modified.